


CR SERIES

CE IP66 CLI/II 

Installation

Range of ceiling mounted luminaires suitable for corridors, building surroundings and pathways for both a functional and architectural lighting.

A wide range of configuration and LED source are available.

Technical description

Main body made of extruded aluminium, frames made of machined aluminium; all parts painted with polyester powder.

Diffusers made of clear tempered glasses silk-printed in non optics areas.

Fixing plate made of stainless steel AISI 316; A4 Screws.

Electrical features

High Quality COB.

Power supply integrated. Class I/II luminaire.



CR70
Single down emission




CR100
Single down emission



CR150
Single down emission

CR SERIES

CE IP66 CLI/II 

Three sizes for the Square version and 4 sizes for the Round version soon available in order to satisfy any type of lighting requirements for indoor and outdoor installation.

Powder coating with certified marine cycle, resistant to aggressive environment.



High efficiency COB LED and driver of primary brands.

Designed for an easy and fast installation and for any future maintenance to be performed.

Driver integrated in the wall compartment.

Blind cap for single emission version.

For coordinated project are also available luminaire with same design for ceiling installation and as projector with bracket.



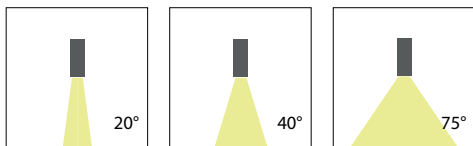
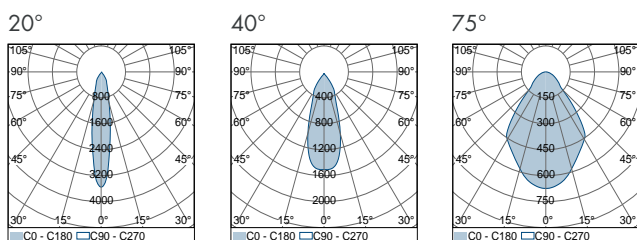
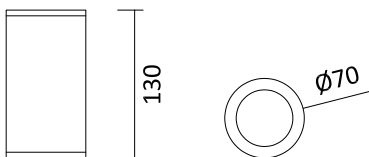
Source Type	Multichip or COB LED
Luminaire wattage	min 1/2X5.5W - max 1/2X33W
Colour temperature	2700K - 3000K - 4000K
CRI	>80
Beam	Narrow, medium, wide and opal
Driver	Integrated
Input	220-240V 50/60 Hz
Protection class	CLI/II
IP rating	IP66

+ Finishing codes

Code	Description
GP	Grey RAL9006 powder painted
WP	White powder painted
SP	Sablè Noir powder painted
RC	Rusty Curtain powder painted

CR70 S

CE IP66 CLI/II



Product codes single emission CR70 10W & 15W

Code	W	Optic	Lm	CRI
ACR070S12	10	20°	1155	80
ACR070S13	10	40°	1120	80
ACR070S14	10	75°	1195	80
ACR070D22	15	20°	1565	80
ACR070D23	15	40°	1510	80
ACR070D24	15	75°	1620	80

+ Colour temperature codes

Code	Description
Y	2700K
W	3000K
N	4000K

+ Finishing codes

Code	Description
NA	Natural anodized aluminium
BA	Black anodized aluminium
GP	Grey RAL9006 powder painted
SP	Sable noir powder painted
WP	White powder painted

+ Power supply codes 10W

Code	Power supply type
ST0350	Standard - 350 mA
DI0350	DIM1-10 - 350 mA
DA0350	DIM DALI - 350 mA

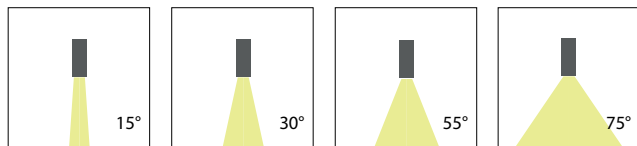
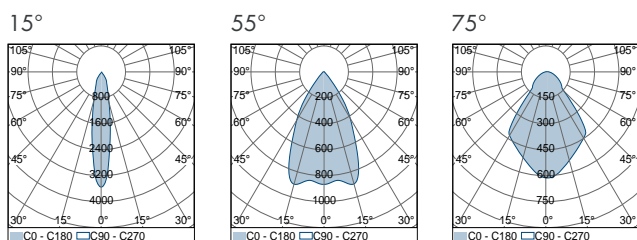
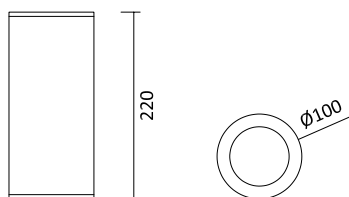
+ Power supply codes 15W

Code	Power supply type
ST0500	Standard - 500 mA
DI0500	DIM1-10 - 500 mA
DA0500	DIM DALI - 500 mA

Also available 1X5,5W

CR100 S

CE IP66 CLI/II



30° available

Product codes single emission CR100 13W, 19W & 27W

Code	W	Optic	Lm	Beam
ACR100S11	13	15°	1720	80
ACR100S12	13	55°	1685	80
ACR100S14	13	75°	1705	80
ACR100S21	19	15°	2385	80
ACR100S22	19	55°	2335	80
ACR100S24	19	75°	2360	80
ACR100S31	27	15°	3165	80
ACR100S32	27	55°	3095	80
ACR100S34	27	75°	3130	80

+ Color temperature codes

Code	Description
Y	2700K
W	3000K
N	4000K

+ Finishing codes

Code	Description
NA	Natural anodized aluminium
BA	Black anodized aluminum
GP	Grey RAL9006 powder painted
SP	Sable noir powder painted
WP	White powder painted

+ Power supply codes 13W

Code	Power supply type
ST0350	Standard - 350 mA
DI0350	DIM1-10 - 350 mA
DA0350	DIM DALI - 350 mA



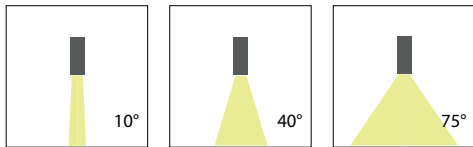
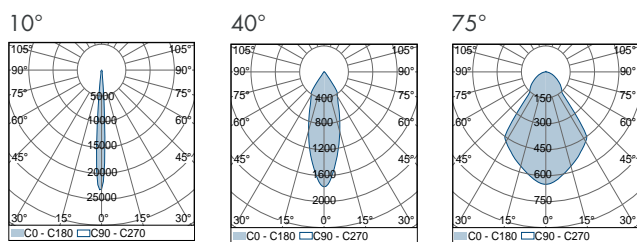
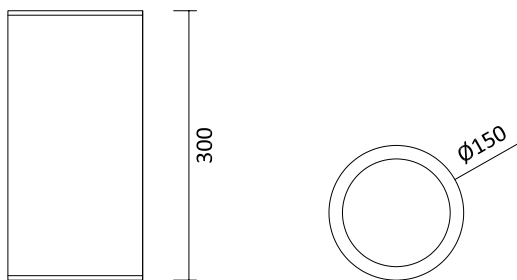
+ Power supply codes 19W

Code	Power supply type
ST0500	Standard - 500 mA
DI0500	DIM1-10 - 500 mA
DA0500	DIM DALI - 500 mA

+ Power supply codes 27W

Code	Power supply type
ST0700	Standard - 700 mA
DI0700	DIM1-10 - 700 mA
DA0700	DIM DALI - 700 mA

CR150 S

 IP66 CLI/II 


Other optics available

Product codes double emission WS130 26W & 33W

Code	W	Optic	Lm	Beam
ACR150S11	26	15°	3485	80
ACR150S12	26	40°	3150	80
ACR150S14	26	75°	3450	80
ACR150S21	33	15°	4340	80
ACR150S22	33	40°	3920	80
ACR150S24	33	75°	4295	80

+ Color temperature codes

Code	Description
Y	2700K
W	3000K
N	4000K

+ Finishing codes

Code	Description
NA	Natural anodized aluminium
BA	Black anodized aluminium
GP	Grey RAL9006 powder painted
SP	Sable noir powder painted
WP	White powder painted

+ Power supply codes 26W

Code	Power supply type
ST0700	Standard - 700 mA
DI0700	DIM1-10 - 700 mA
DA0700	DIM DALI - 700 mA

+ Power supply codes 33W

Code	Power supply type
ST0900	Standard - 900 mA
DI0900	DIM1-10 - 900 mA
DA0900	DIM DALI - 900 mA